



Pass on the teachings

*If we remember the teachings of the legends and live them, if we take the sign set on the land for us as our symbol, we will never have any trouble surviving as a nation.*  
- Quality Teach of Fort Simpson

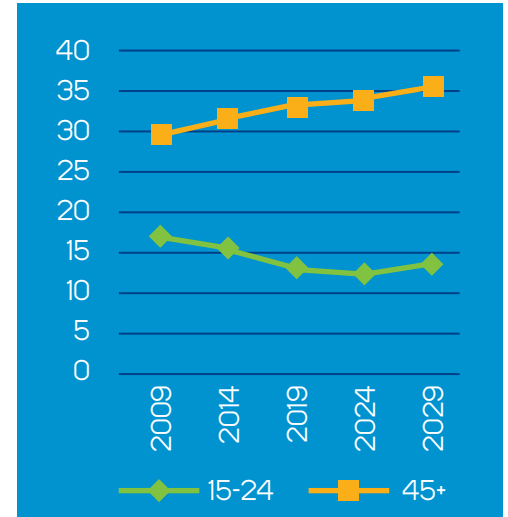
# Key Labour Market Statistics 2009-2010

## NWT Population Statistics

In 2010, the population of the NWT was estimated at 43,759 of which half are Aboriginal and half non-Aboriginal. The NWT also has a strong immigrant population of about 2,800. Yellowknife, the territorial capital was home to approximately 19,927 people and continues to serve as the primary government and administrative centre.

## Northwest Territories Population Projections

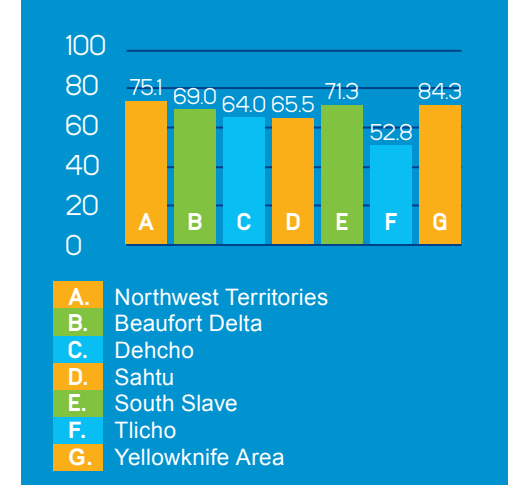
In the NWT, as in other Canadian provinces and territories, there are shifting age demographics that will impact the labour market over the next 10 to 20 years, in particular the rate at which the population is aging. Rising life expectancies and lower birth rates contribute to the increase in average age of the population, having potential negative effects on the labour force by creating shortages of both skills and experience.



Source: NWT Bureau of Statistics

## Participation Rates by Region


Approximately 75% of the population aged 15 and older in the NWT participates in the labour market. Participation is highest in the Yellowknife area with a rate of 84.3%, compared to the lowest rate in the Tlicho Region at 52.8%.



Source: 2009 Community Survey, NWT Bureau of Statistics

## Employment Rates by Region

In the NWT, 67.3% of persons aged 15 and older were employed in 2009. While the Canadian employment rate stood at 62.4% according to the 2006 Census. As with participation rates, employment rates also vary by region.



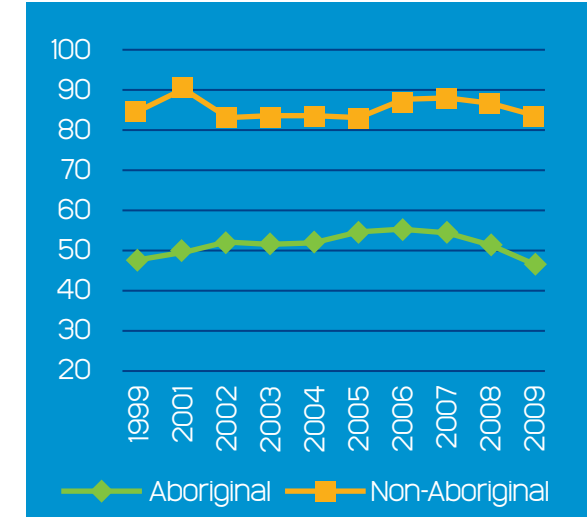
Source: 2009 Community Survey, NWT Bureau of Statistics

NWT Labour Force Development Framework

people  
partnerships  
possibilities

## Employment Rates by Ethnicity

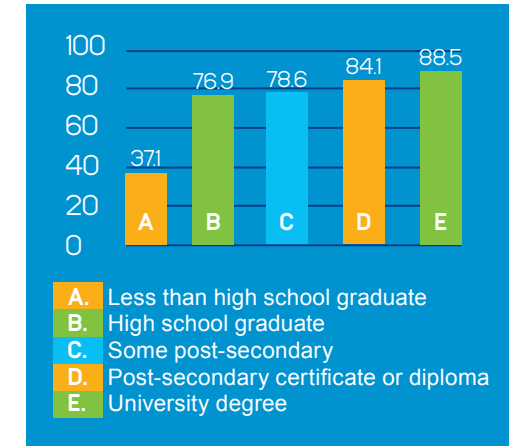
In 2009, the total employment rate for the NWT was 66.2%. The employment rate for Aboriginal and non-Aboriginal persons was 46.3% and 83.8%, respectively. A drop in employment rates was observed for both Aboriginal and non-Aboriginal between 2006 and 2009.



NWT Bureau of Statistics, NWT Community Survey, NWT Labour Force Survey; Statistics Canada, Census

## Employment Rates by Education

Education levels continue to influence labour market success. As illustrated in the graphic below, higher education levels positively impact employment rates, while those with less than high school have substantially lower employment rates in the NWT.



Source: 2009 Community Survey, NWT Bureau of Statistics

## Labour Force by Sector

NWT employment by class of worker saw 9,500 public sector employees, 9,600 private sector employees and 1,700 self-employed. According to the Labour Force Survey, 44.2% of NWT jobs were in Government, Health or Education, compared to 24.2% for Canada overall.

## For More Information

For labour market information updates, there are a number of publications regularly updated by the Department of Education, Culture and Employment and NWT Bureau of Statistics or Statistics Canada.

- ▶ NWT Labour Market Review
- ▶ NWT Job Futures
- ▶ Statistics Quarterly
- ▶ Summary of NWT Community Statistics
- ▶ NWT Socio-Economic Scan
- ▶ NWT...by the numbers
- ▶ NWT Bureau of Statistics Website / Portal

## The primary sources of data for labour market information in the NWT, includes:

- ▶ Monthly Labour Force Survey
- ▶ NWT Community Survey
- ▶ Census

The Monthly Labour Force Survey provides high level, timely data, while the NWT Community Survey and the Canadian Census provide the NWT with data at the regional and community level every two to three years.

Periodic community, business and sector needs assessments are another primary source of information to help inform stakeholders on how best to design and deliver programming to address gaps in the labour market.

For access to additional labour market information or related publications, please visit:

- ▶ [www.ece.gov.nt.ca](http://www.ece.gov.nt.ca)
- ▶ [www.stats.gov.nt.ca](http://www.stats.gov.nt.ca)